



CARLO ALU Floor Lift Series

Specifically for lifting, repositioning and transferring patients who are limited in their mobility

CARLO Comfort ALU – Performance features

Your advantages for safe and comfortable transfers...



1 Electrical positioning system (EPS) in order to position your patients without any effort and force.



2 Carrybar with anti-rotation mechanism (ARM*) and a free rotation area of 360°.




3 Cable remote control with display of the charging condition of the battery, failure diagnostics, service.



4 Electrical height adjustment with lowering of the carrybar to the floor. Also includes manual emergency lowering system.



5 Four high-quality double castors, two of them with brakes, provide easy movement.



6 Light construction. Chassis, lifting column and components made of 100% aluminum.



7 Electrically spreadable legs with low height to pass without a problem underneath baths and beds.



8 Wide choice of 4-point slings with safety clip system.

CARLO Comfort ALU EP Floor Lift

In combination with a wide choice of high quality slings, the CARLO Comfort ALU EP can be used in all areas of care. In addition to lifting and transporting the client, the CARLO Comfort ALU EP is also appropriate for bathing, showering and for transferring to the toilet.

This light weight and easy to maneuver device has a lifting column made of 100% aluminum. Its carrybar can be rotated 360 degrees and features the anti-rotation mechanism (ARM) to keep the carrybar and client stable during transfers. Thanks to the electrical positioning system (EPS) of the CARLO Comfort ALU EP, the caregiver can place the client/patient without any effort or force. The caregiver can also be in direct contact with the client at all times, providing an additional feeling of safety while maintaining an ergonomic working position. With the CARLO Comfort ALU EP the client can be repositioned from sitting into a lying position and viceversa without any problem, this device also enables an optimal transfer to a bed or a toilet.



CARLO Comfort ALU EP 230 Floor Lift

With the help of the CARLO Comfort ALU EP 230, one caregiver can carry out the most difficult task of lifting and transferring the bariatric client in a safe and comfortable way. Especially in the case of an emergency, such as lifting a person who has fallen on the floor, this device is an efficient aid for the caregiver and the client.

The extra wide 4-point carrybar made of stainless steel provides a free rotation area of 360 degrees. This clip sling carrybar offers sufficient space for the bariatric client. The anti-rotational mechanism (ARM) avoids any involuntary rotation and provides a sense of safety during transfer. Due to the extra space between the carrybar and the lifting column the client can be positioned without any problem into the desired care position.



* ARM mechanism patent pending

CARLO Classic ALU – Performance features

Your advantages for safe and comfortable transfers...



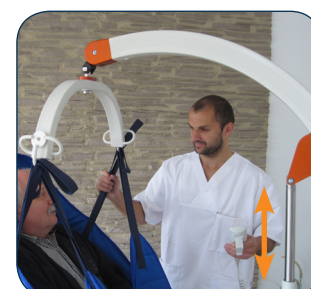
1 Multi-purpose 6-point carrybar allows an easier and comfortable transfer of the client



2 Carrybar with anti-rotation mechanism (ARM*) and a free rotation area of 360°.




3 Cable remote control with display of the charging condition of the battery, failure diagnostics, service.



4 Electrical height adjustment with lowering of the carrybar to the floor. Also includes manual emergency lowering system.



5 Four high-quality double castors, two of them with brakes, provide easy movement.



6 Light construction. Chassis, lifting column and components made of 100% aluminum.



7 Electrically spreadable legs with low height to pass without a problem underneath baths and beds.



8 Wide choice of loop slings.

CARLO Classic ALU Floor Lift

The CARLO Classic ALU floor lift is characterized by a very light and stable aluminum construction offering full safety and comfort to clients and caregivers.

The 6-point carrybar can be lowered to the floor by using the hand set and then safely and easily lifts from the floor. The low height of the carrier frame facilitates transfers to bathtubs and beds.

The CARLO Classic ALU 6-point carrybar includes a safety locking mechanism to attach the sling and the anti-rotation mechanism (ARM*) for easier and safer transfers. This lift supports the caregiver in their everyday lifting and transfer routines in an optimal and reliable manner. It also allows ergonomical safe and efficient work at all times without putting any strain on the musculoskeletal system when lifting and repositioning a client.



CARLO Classic ALU HD Floor Lift - 230

The CARLO Classic ALU HD floor lift has been developed specifically for lifting, repositioning and transferring residents who are limited in their mobility and have a maximum patient weight of up to 230 kg (507 lbs).

Due to its construction made of aluminum and steel components, this lift is very easy to maneuver providing the stability required for the care of bariatric clients and patients. The extra wide sling carrybar made of stainless steel is suitable for all loop slings. The CARLO Classic ALU HD features a safety locking mechanism to attach the sling. The anti-rotation mechanism (ARM) avoids any involuntary rotation of the carrybar during transfers and reduces uncomfortable rotating and swivel movements, providing the client the feeling of safety.

The CARLO Classic ALU HD offers a lot of space within the carrybar, which can also be turned 360 degrees. Due to the larger and free range of rotation between the carrybar and the lifting column the client has extra head room and feels more secure in the sling.



* ARM mechanism patent pending

Clip sling options

To be used with the CARLO Comfort ALU EP floor lifts

TRANSFER SLINGS



Made of nylon material. With Head support and padded leg area. Washable at max. 60°C (140°F).

SIZE	WEIGHT	COLOUR	PART NUMBER
S	35-65 kg (77-143 lbs)	red	557510
M	55-85 kg (121-187 lbs)	yellow	557520
L	75-125 kg (165-275 lbs)	green	557530
XL	120-160kg (264-352 lbs)	blue	557540
XXL	150-185kg (330-407 lbs)	blue	557550

BATHING SLINGS



Made of mesh nylon material. With Head Support and padded leg area. Washable at max. 60°C (140°F).

SIZE	WEIGHT	COLOUR	PART NUMBER
S	35-65 kg (77-143 lbs)	red	557710
M	55-85 kg (121-187 lbs)	yellow	557720
L	75-125 kg (165-275 lbs)	green	557730
XL	120-160kg (264-352 lbs)	blue	557740
XXL	150-185kg (330-407 lbs)	blue	557750

TOILET SLINGS



Made of nylon material. With Head Support and padded armpit and leg area. Washable at max. 60°C (140°F).

SIZE	WEIGHT	COLOUR	PART NUMBER
S	35-65 kg (77-143 lbs)	red	557610
M	55-85 kg (121-187 lbs)	yellow	557620
L	75-125 kg (165-275 lbs)	green	557630
XL	120-160kg (264-352 lbs)	blue	557640
XXL	150-185kg (330-407 lbs)	blue	557650

Specifications

CARLO Comfort ALU EP

Carrier frame (length/height)	129 cm / 12.5 cm (50.78" / 4.92")
Inner width (closed/spread)	54 cm / 104 cm (21.26" / 40.94")
Outer width (closed/spread)	70 cm / 118 cm (27.56" / 46.46")
Total width of the lift (carrier frame closed)	70 cm (27.56")
Lifting range	140 cm (55.12")
Max. patient weight	185 kg (407.86 lbs)
SWL	185 kg (407.86 lbs)
Drive	24V LINAK drive
Power consumption	2.9 Ah

CARLO Comfort ALU EP 230

Carrier frame (length/height)	140 cm / 2.5 cm (55.12" / 4.92")
Inner width (closed/spread)	54 cm / 109 cm (21.26" / 42.9")
Outer width (closed/spread)	70 cm / 123 cm (27.56" / 48.42")
Total width of the lift (carrier frame closed)	70 cm (27.56")
Lifting range	140 cm (55.12")
Max. patient weight	230 kg (507 lbs)
SWL	230 kg (507 lbs)
Drive	24V LINAK drive
Power consumption	2.9 Ah

CARLO Classic ALU

Carrier frame (length/height)	129 cm / 12.5 cm (50.78" / 4.92")
Inner width (closed/spread)	54 cm / 104 cm (21.26" / 40.94")
Outer width (closed/spread)	70 cm / 118 cm (27.56" / 46.46")
Total width of the lift (carrier frame closed)	70 cm (27.56")
Lifting range	140 cm (55.12")
Max. patient weight	185 kg (407.86 lbs)
SWL	185 kg (407.86 lbs)
Drive	24V LINAK drive
Power consumption	2.9 Ah

CARLO Classic ALU HD - 230

Carrier frame (length/height)	1,400 mm / 125 mm (55.12 in / 4.92 in)
Inner width (closed/spread)	540 mm / 1,090 mm (21.26 in / 42.91 in)
Outer width (closed/spread)	700 mm / 1,230 mm (27.56 in / 48.42 in)
Total width of the lift (carrier frame closed)	700 mm (27.56 in)
Lifting range	1,400 mm (55.12 in)
Max. patient weight	230 kg (507 lbs)
SWL	230 kg (507 lbs)
Drive	24V LINAK drive
Power consumption	2.9 Ah

How to order

CARLO Comfort ALU EP (on board charging and dual controls)	Part # 925006008
CARLO Comfort ALU EP (includes: 2 batteries, wall mount charger and dual controls)	Part # 925006018
CARLO Comfort ALU EP 230 (on board charging and dual controls)	Part # 925007008
CARLO Comfort ALU EP 230 (includes: 2 batteries, wall mount charger and dual controls)	Part # 925007018

CARLO Classic ALU (on board charging and dual controls)	Part # 924003208
CARLO Classic ALU (includes: 2 batteries, wall mount charger and dual controls)	Part # 924003218
CARLO Classic ALU HD - 230 kg (507 lbs) (on board charging and dual controls)	Part # 924003008
CARLO Classic ALU HD - 230 kg (507 lbs) (includes: 2 batteries, wall mount charger and dual controls)	Part # 924003018

Accessories / Options:

CARLO Comfort ALU EP and CARLO Classic ALU

Conversion kit for retrofitting a patient scale	Part # 924003400
Calibrated patient scale	Part # 924003300

CARLO Comfort ALU EP 230 and CARLO Classic ALU HD

Conversion kit for retrofitting a patient scale	Part # 924001800
Calibrated patient scale up to 250 kg (551 lbs)	Part # 925001208

For all floor lifts

Spare battery 24V (blue)	Part # 273225
Spare battery 24V (orange)	Part # 921070602



UNITY-HEALTHCARE SOLUTIONS
25967 CONIFER ROAD, CONIFER, CO 80421
PH: 303-838-7320 ~ Fax: 303-838-4550
<http://www.unity-healthcare.com/>